



STROMAB

EXPERTS IN CROSSCUTTING SOLUTIONS SINCE 1965

CENTRO DI TAGLIO PER TRAVI
CUTTING CENTRE FOR BEAMS
CENTRE DE COUPE POUR POUTRES
CENTRO DE CORTE PARA VIGAS

CT800



STROMAB
EXPERTS IN CROSSCUTTING SOLUTIONS SINCE 1965




CT800

CENTRO DI **TAGLIO** PER TRAVI
CUTTING CENTRE FOR BEAMS
CENTRE **DE COUPE** POUR POUTRES
CENTRO **DE CORTE** PARA VIGAS

5 ASSI A GESTIONE ELETTRONICA
5 AXIS ELECTRONICALLY CONTROLLED
5 AXES A GESTION ELECTRONIQUE
5 EJES CONTROLADOS ELECTRONICAMENTE




CT800



- Rotazione del piano di lavoro da 0° a 340°
- Saw table rotation from 0° to 340°
- Rotation de la table de 0° à 340°
- Rotacion de la mesa de corte de 0° a 340°

- Inclinazione della lama da 90° a 45°
- Blade beveling from 90° to 45°
- Inclinaison de la lame de 90° à 45°
- Inclinacion del disco de 90° a 45°



- Salita della lama oltre il piano per rifilare (Altezza massima mm. 300)
- Height of the blade above the table for ripping cut (up to 300 mm)
- Hauteur de lame à deligner (jusq'à mm. 300)
- Subida del disco para corte longitudinal (max. mm. 300)





- Spostamento del gruppo sega rispetto alla guida posteriore
- Positioning of the saw table compared to the saw fence
- Déplacement de la table par rapport au guide arrière
- Desplazamiento de la mesa respecto a la guía posterior



- Spostamento della trave
- Beam positioning
- Avance de la poutre
- Avance de la viga



- CAD-CAM "Stromab Easy-Wood" per importare liste di lavorazione generate da software esterni di progettazione quali SEMA, DIETRICH E CAD-WORK
- CAD-CAM "Stromab Easy-Wood" to import cutting lists from remote optimizing softwares as SEMA, DIETRICH E CAD-WORK
- CAD-CAM "Stromab Easy-Wood" pour importer listes de coupe créées par logiciels de projets tels que SEMA, DIETRICH E CAD-WORK
- CAD-CAM "Stromab Easy-Wood" para importar listas de corte realizadas por software externos o por programas de dibujo cual SEMA, DIETRICH y CAD-WORK.



ROOF IS OUR PASSION



CAPACITA' DI TAGLIO - CUTTING CAPACITY - CAPACITE' DE COUPE - CAPACIDAD DE CORTE

| | | |
|---|-----|--|
| A 90° con taglio singolo - At 90° with single stroke - A 90° avec une seule coupe - A 90° con corte individual | mm. | 280x290 250x390 200x450 |
| A 90° con spostamento del piano e taglio ripetuto - At 90° with saw table sliding and repeted cut - A 90° avec déplacement de la table et coupes en séquence - A 90° con desplazamiento de la mesa y cortes multiples | mm. | 280x770 250x840 |
| A 45° con taglio singolo - At 45° with single stroke - A 45° avec une seule coupe - A 45° con corte individual | mm. | 200x210 |
| A 45° con spostamento del piano e taglio ripetuto - At 45° with saw table sliding and repeted cut - A 45° avec déplacement de la table et coupes en séquence - A 45° con desplazamiento de la mesa y corte multiple | mm. | 200x760 |
| Altezza massima a rifilare - Maximum ripping height - Hauteur maximum à deligner - Altura maxima para corte longitudinal | mm. | 300 |

DATI TECNICI - TECHNICAL SPECIFICATIONS - DONNÉES TECHNIQUES - CARACTERISTICAS TECNICAS

| | | |
|---|---------|------------------|
| Potenza motore - Motor power - Puissance du moteur - Potencia motor | Hp. | 20 |
| Lama in widia - Tct widia blade - Lame au carbure - Disco en metal duro | Ø mm. | 800 |
| N° di assi a controllo elettronico - N° of axis electronically controlled N° des axes à gèstion électronique - N° de ejes controlados electronicamente | | 5 |
| Rotazione del piano di lavoro - Saw table rotation - Rotation de la table - Rotacion de la mesa | | 0° ÷ 340° |
| Velocità di rotazione del piano da 0° a 340° - Speed of the saw table rotation from 0° to 340° Vitesse de rotation de la table de 0° jusq' à 340° - Velocidad de rotacion de la mesa desde 0° a 340° | | 18" |
| Inclinazione della lama - Blade beveling - Inclinaison de la lame - Inclinaicon del disco | | 90° ÷ 45° |
| Velocità d'avanzamento della trave - Speed of the beam positioning Vitesse d'avancement de la poutre - Velocidad de avance de la viga | mt./min | 0 ÷ 17 |

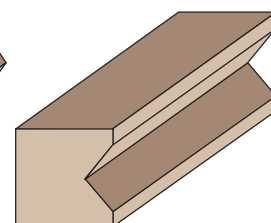
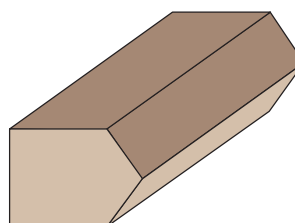
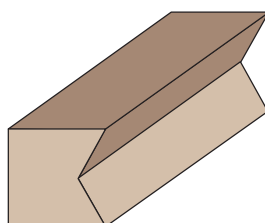
CT800



STROMAB

EXPERTS IN CROSSCUTTING SOLUTIONS SINCE 1965

ESEMPI DI LAVORAZIONI
WORKING EXAMPLES
EXEMPLES D'USINAGE
EXEMPLOS DE TABAJOS





www.apvcd.it

THE **VALUE** OF A FAMILY BUSINESS

Stromab has stood for reliability since 1965. And we believe that this word best expresses the philosophy behind our products over our more than 40 years in business. The awareness that no investment can offer greater advantages than customer satisfaction leads us to constantly devote new resources for ongoing research into technology, development and human resources. A constant growth trend is the natural result of a company policy based on the value of success in full compliance with environmental requirements. With a surface area of over 5000 m², 40 employees and a constantly updated line of products, Stromab has made a significant name for itself as one of the most dynamic companies in the woodworking machinery sector.

Technical data are not binding and may be altered during construction for improvements.



STROMAB

EXPERTS IN CROSSCUTTING SOLUTIONS SINCE 1965

STROMAB SPA

42012 CAMPAGNOLA EMILIA (RE) Italy
Via Zuccardi 28/a - Z.I. Ponte Vettigano
Tel. +39 0522 1933300 - Fax +39 0522 1933361
info@stromab.com - www.stromab.com